

Overview - Public Entities Quarterly Reporting

Approved receipts

221,7

94,6%

Approved spending

204,6

63,6%

Surplus/(deficit)

17,1

- ☐ R billion
- ☒ R million
- ☐ R thousand

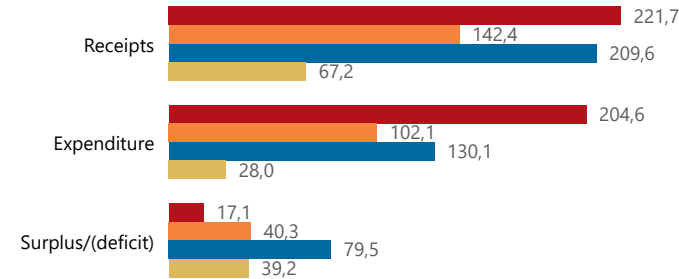


national treasury

Department:
National Treasury
REPUBLIC OF SOUTH AFRICA

Consolidation

● Approved ● Forecast ● YTD ● Variance



Composition of receipts



Quarter

2

Cluster

Education and related


Department

Sport, Arts and Culture

Entity

Iziko Museums of Cape Town

Composition of spending



Functional grouping

Learning and culture 130,1

Spending by PFMA schedule

3A 130,1

Public Entities Receipts

Approved sales of G&S

16,1

43,0%

Approved transfers

205,6

98,6%



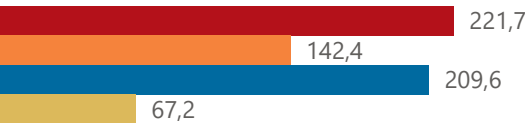
national treasury

Department:
National Treasury
REPUBLIC OF SOUTH AFRICA

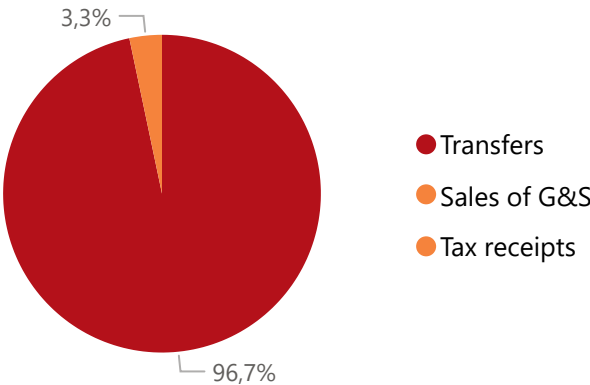
- ☐ R billion
- ☒ R million
- ☐ R thousand

Actual vs Forecast

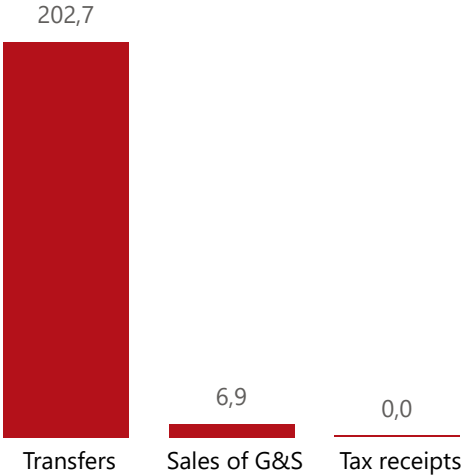
● Approved ● Forecast ● YTD ● Variance



Composition of receipts



Top 5 Receipts



Quarter

2

Cluster

Education and related

Department

Sport, Arts and Culture

Entity

Iziko Museums of Cape Town

Top 5 Transfers



Receipts

Level 3	Approved	YTD	% YTD
⊕ Transfers	205,6	202,7	96,7%
⊕ Sales of G&S	16,1	6,9	3,3%
⊕ Tax receipts		0,0	0,0%
Total	221,7	209,6	100,0%

Top 10 Entities

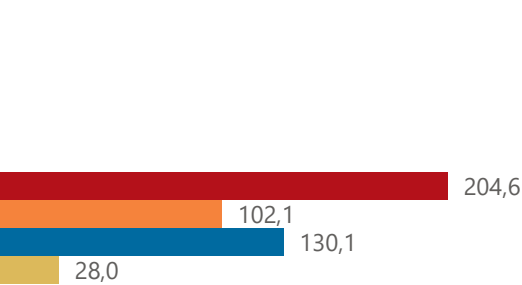


Public Entities Spending

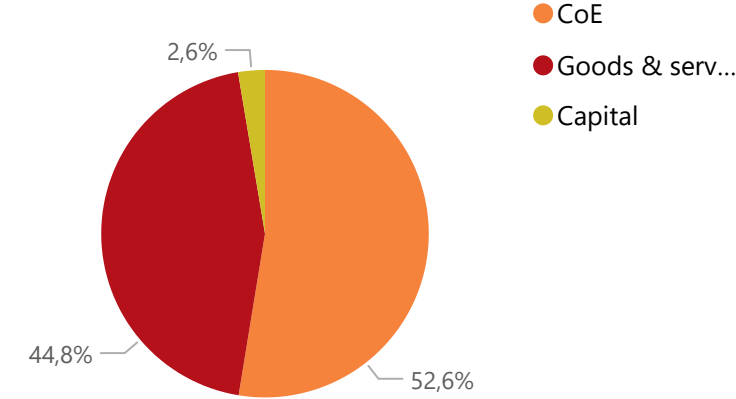
Approved CoE	Approved G&S	Approved transfers
89,876,2%	110,452,8%	443,394,6%

Actual vs Forecast

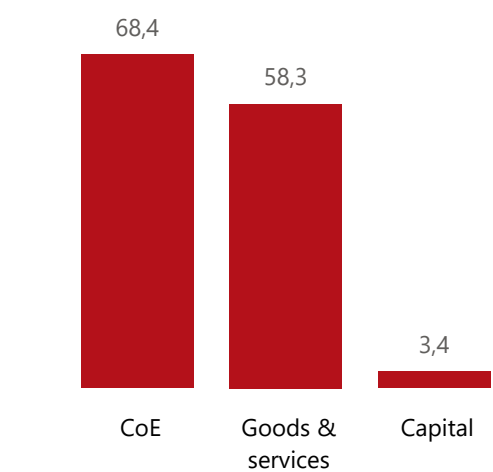
ApprovedForecastYTDVariance



Composition of spending

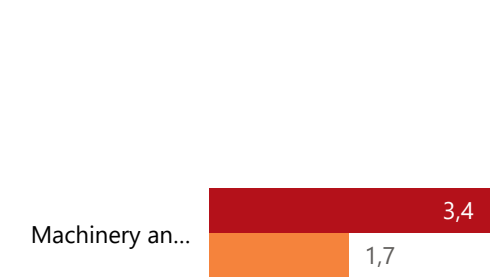


Top 5 Goods & services



Capital assets

YTDForecast



Spending

Level 3	Approved	YTD	% YTD
CoE	89,8	68,4	52,6%
Goods & services	110,4	58,3	44,8%
Capital	4,4	3,4	2,6%
Total	204,6	130,1	100,0%

Top 10 Entities



national treasury
Department:
National Treasury
REPUBLIC OF SOUTH AFRICA

- R billion
- R million
- R thousand

Quarter

2

Cluster

Education and related

Department

Sport, Arts and Culture

Entity

Iziko Museums of Cape Town